



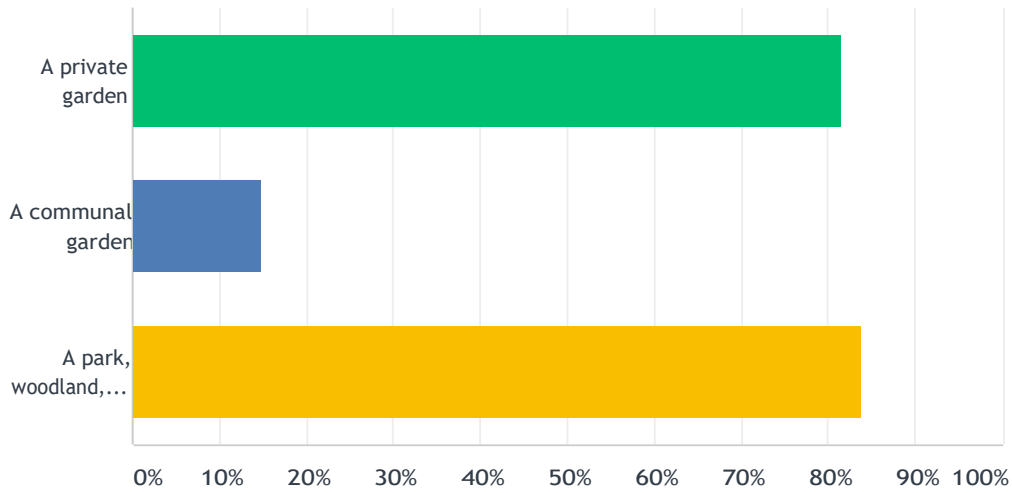
# **West Yorkshire and Harrogate Health and Care Partnership**

**Climate change green social prescribing survey**

**November 2020**

**Q1. Which of the following do you have access to? Pick as many as apply to you.**

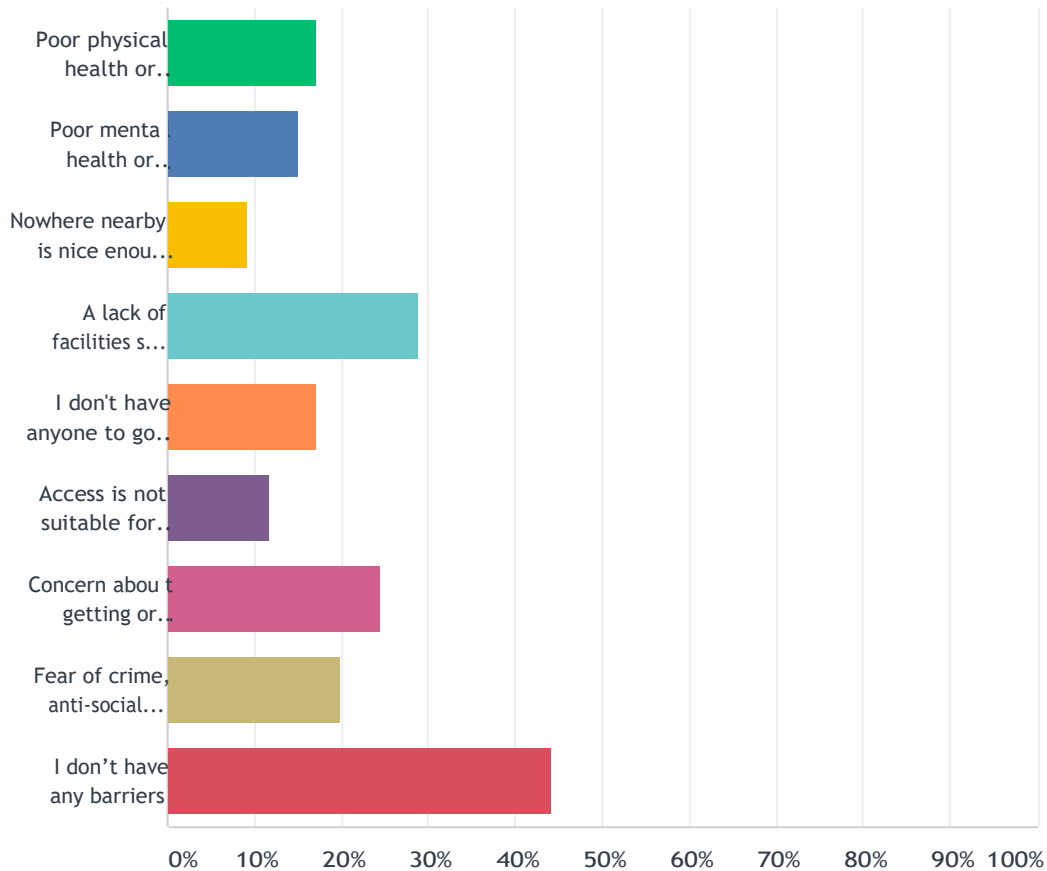
Answered: 359 Skipped: 2



ANSWER CHOICES	RESPONSES	
A private garden	81.62%	293
A communal garden	14.76%	53
A park, woodland, forest, or other green space within easy walking distance of your home	83.84%	301
Total Respondents: 359		

## Q2. What barriers do you face in accessing nature/greenspace? Pick as many as apply to you.

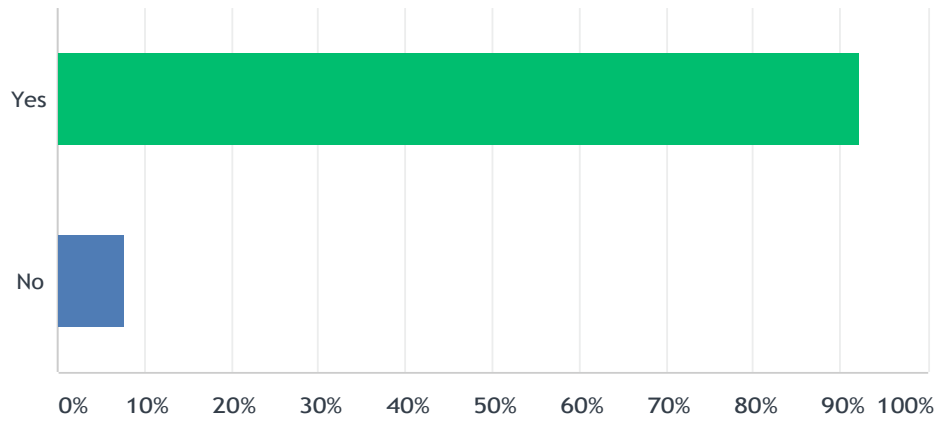
Answered: 351 Skipped: 10



ANSWER CHOICES	RESPONSES	
Poor physical health or illness	17.09%	60
Poor mental health or wellbeing	15.10%	53
Nowhere nearby is nice enough to visit	9.12%	32
A lack of facilities such as toilets, benches, changing facilities etc.	28.77%	101
I don't have anyone to go with	17.09%	60
Access is not suitable for people with limited mobility	11.68%	41
Concern about getting or spreading Coronavirus	24.50%	86
Fear of crime, anti-social behaviour or prejudice	19.94%	70
I don't have any barriers	44.16%	155
Total Respondents: 351		

### Q3. Would you be interested in accessing nature-based activities?

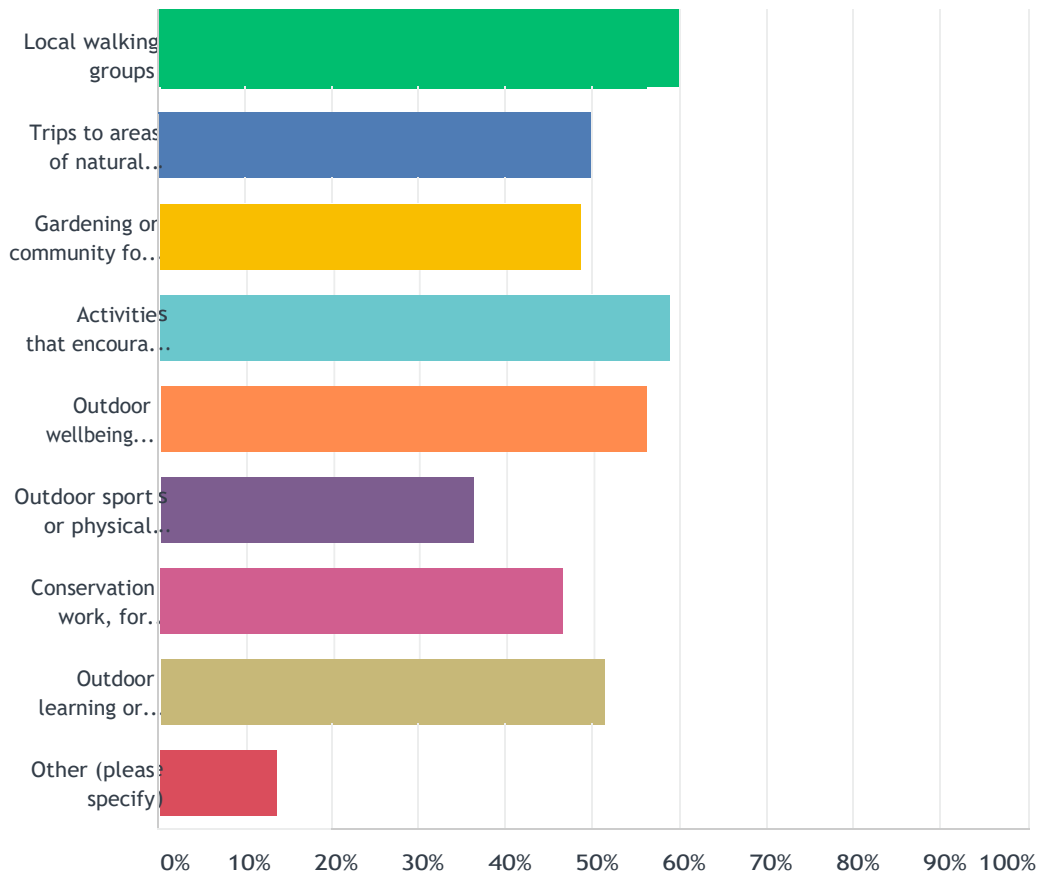
Answered: 357 Skipped: 4



ANSWER CHOICES	RESPONSES	
Yes	92.16%	329
No	7.84%	28
TOTAL		357

### Q4. If so, what would you like to take part in? Pick as many as you wish

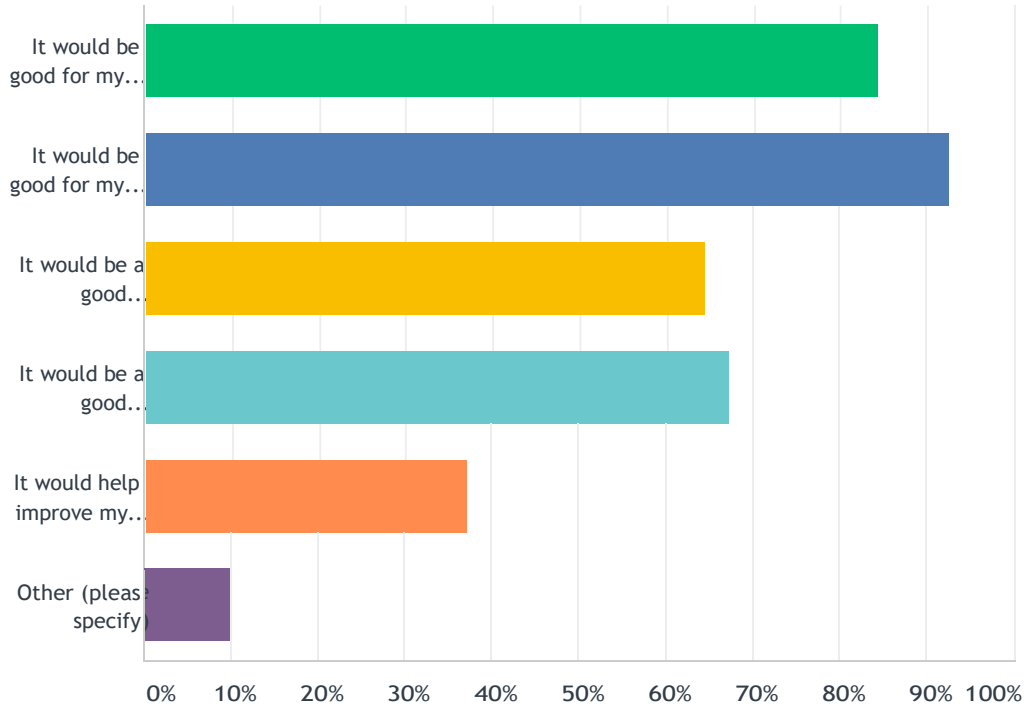
Answered: 332 Skipped: 29



ANSWER CHOICES	RESPONSES	
Local walking groups	56.02%	186
Trips to areas of natural beauty	50.60%	168
Gardening or community food growing projects	48.49%	161
Activities that encourage a connection with nature, such as nature trails or foraging	58.73%	195
Outdoor wellbeing activities, such as yoga or mindfulness	56.02%	186
Outdoor sports or physical activities	36.14%	120
Conservation work, for example, helping maintain your local green space, park or woodland	46.39%	154
Outdoor learning or creative projects, such as art classes, poetry writing and history walks	51.20%	170
Other (please specify)	13.55%	45
<b>Total Respondents: 332</b>		

### Q5. How would participation in nature-based activities help you personally? Pick as many of the statements that apply to you

Answered: 343 Skipped: 18



ANSWER CHOICES	RESPONSES	
It would be good for my physical health	84.26%	289
It would be good for my mental health and wellbeing	92.42%	317
It would be a good opportunity to meet people	64.43%	221
It would be a good opportunity to learn something new or challenge myself	67.06%	230
It would help improve my confidence	37.03%	127
Other (please specify)	9.33%	32
Total Respondents: 343		

Q6. We are keen to support as many people as possible to access nature and greenspace. Is there anything that would make you more likely or more able to access the kind of activities mentioned in this survey?

The word cloud below shows the most popular responses

Answered: 157 Skipped: 204

dark things accessible road use run help free friendly join  
lighting days public  
transport weather group sit local benches area often  
need parks green  
space people work access think activities issues  
good support walking find go cycling  
routes parking also spaces countryside green  
spaces disabilities car someone transport improved able events  
toilets community Easy access public family children live

## Q8. What is your gender?

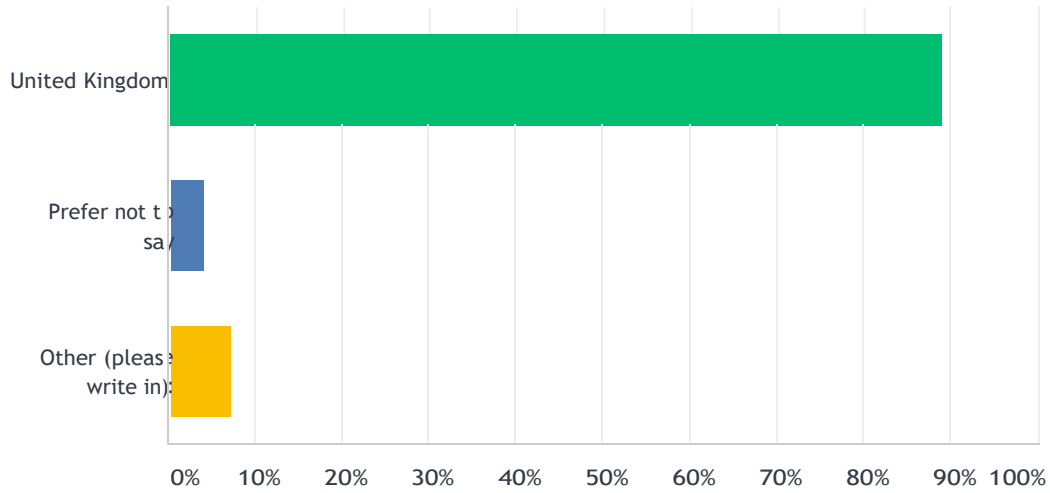
Answered: 323 Skipped: 38

ANSWER CHOICES	RESPONSES	
Male	26.32%	85
Female	70.90%	229
I prefer not to say	1.86%	6
I describe my gender in another way (please write in)	0.93%	3
TOTAL		323



## Q10. Which country were you born in?

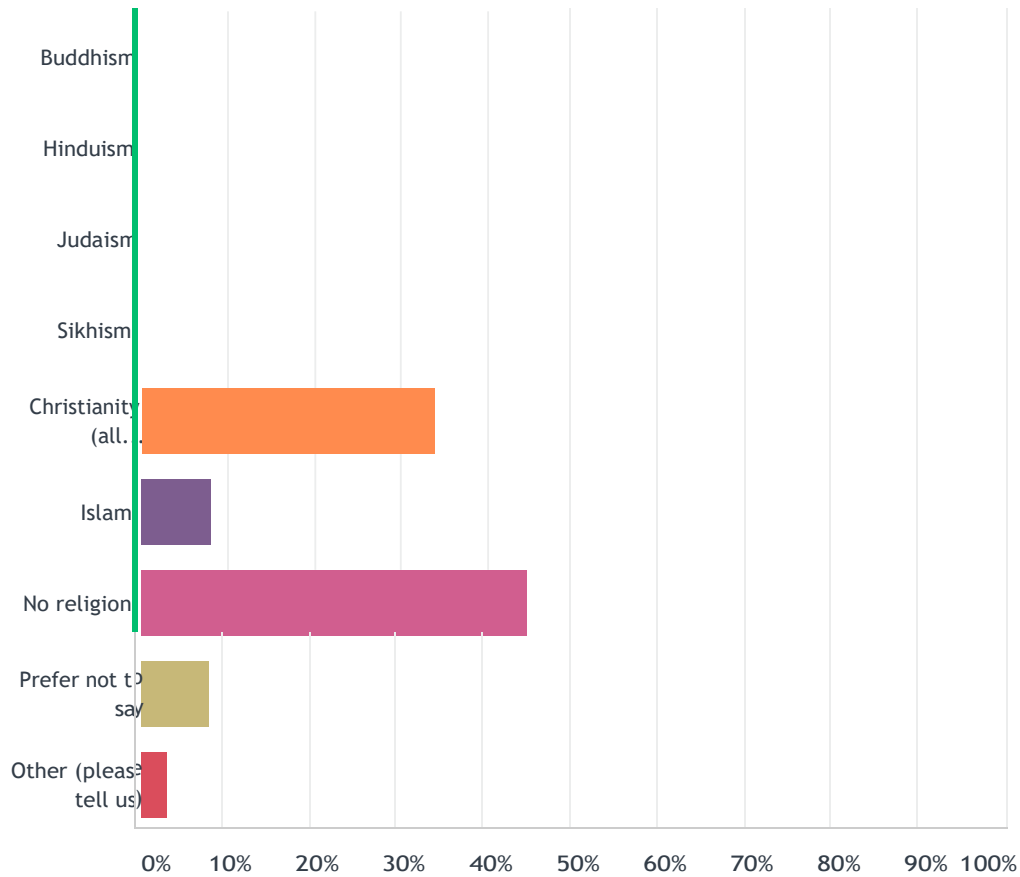
Answered: 322 Skipped: 39



ANSWER CHOICES	RESPONSES	
United Kingdom	88.82%	286
Prefer not to say	4.04%	13
Other (please write in):	7.14%	23
<b>TOTAL</b>		<b>322</b>

## Q11. Do you belong to any religion?

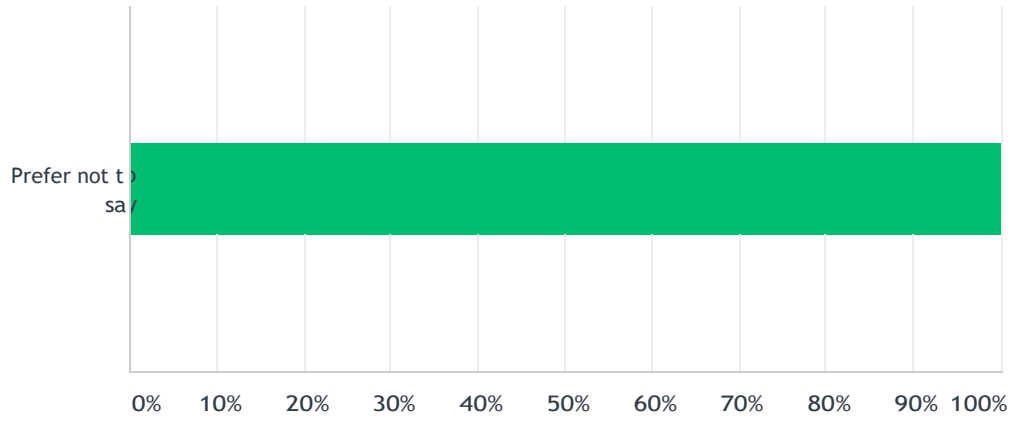
Answered: 318 Skipped: 43



ANSWER CHOICES	RESPONSES	
Buddhism	0.94%	3
Hinduism	0.31%	1
Judaism	0.31%	1
Sikhism	0.63%	2
Christianity (all denominations)	33.96%	108
Islam	8.18%	26
No religion	44.65%	142
Prefer not to say	7.86%	25
Other (please tell us)	3.14%	10
<b>TOTAL</b>		<b>318</b>

## Q12. What is your ethnic background?

Answered: 31 Skipped: 330



ANSWER CHOICES	RESPONSES
Prefer not to say	100.00% 31
Total Respondents: 31	

## Q13 Asian or Asian British

Answered: 26 Skipped: 335

ANSWER CHOICES	RESPONSES
Pakistani	65.38% 17
Indian	23.08% 6
Bangladeshi	7.69% 2
Chinese	0.00% 0
Other Asian Background (please write in)	
3.85% 1	
<b>TOTAL</b>	<b>26</b>

## Q14 Black or Black British

Answered: 14 Skipped: 347

ANSWER CHOICES	RESPONSES
Caribbean	57.14% 8
African	42.86% 6
Other Black background (please write in)	
0.00% 0	
<b>TOTAL</b>	<b>14</b>

## Q15 Mixed or Multiple ethnic groups

Answered: 6 Skipped: 355

ANSWER CHOICES	RESPONSES
White and Caribbean	33.33% 2
White and African	0.00% 0
White and Asian	0.00% 0
Other mixed background (please write in)	66.67% 4
<b>TOTAL</b>	<b>6</b>

## Q16 White

Answered: 244 Skipped: 117

ANSWER CHOICES	RESPONSES	
English/Scottish/Welsh/Northern Irish	93.44%	228
Gypsy or Irish traveller	0.00%	0
Irish	1.64%	4
Other White background (please write in)	4.92%	12
<b>TOTAL</b>		<b>244</b>

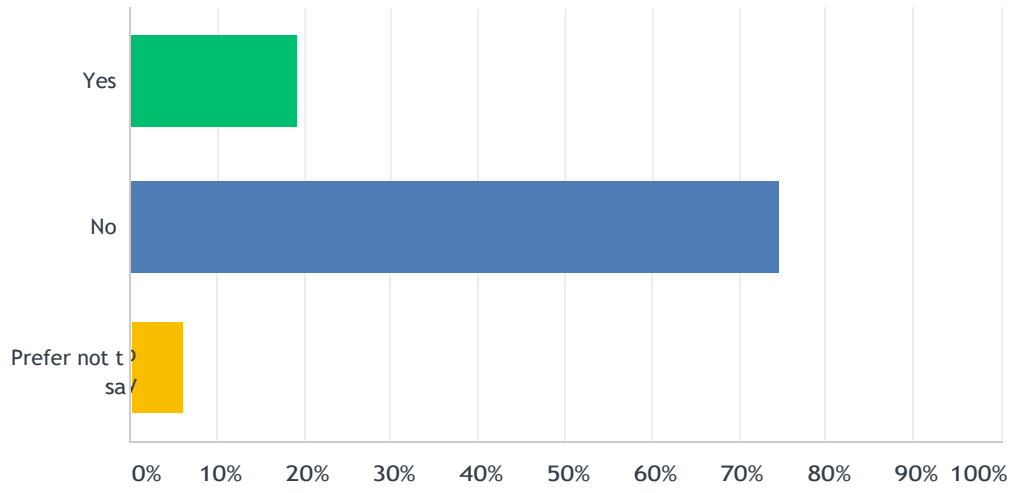
## Q17 Other ethnic group

Answered: 4 Skipped: 357

ANSWER CHOICES	RESPONSES	
Arab	25.00%	1
Other ethnic background (please write in)	75.00%	3
<b>Total Respondents: 4</b>		

## Q18. Are you disabled?

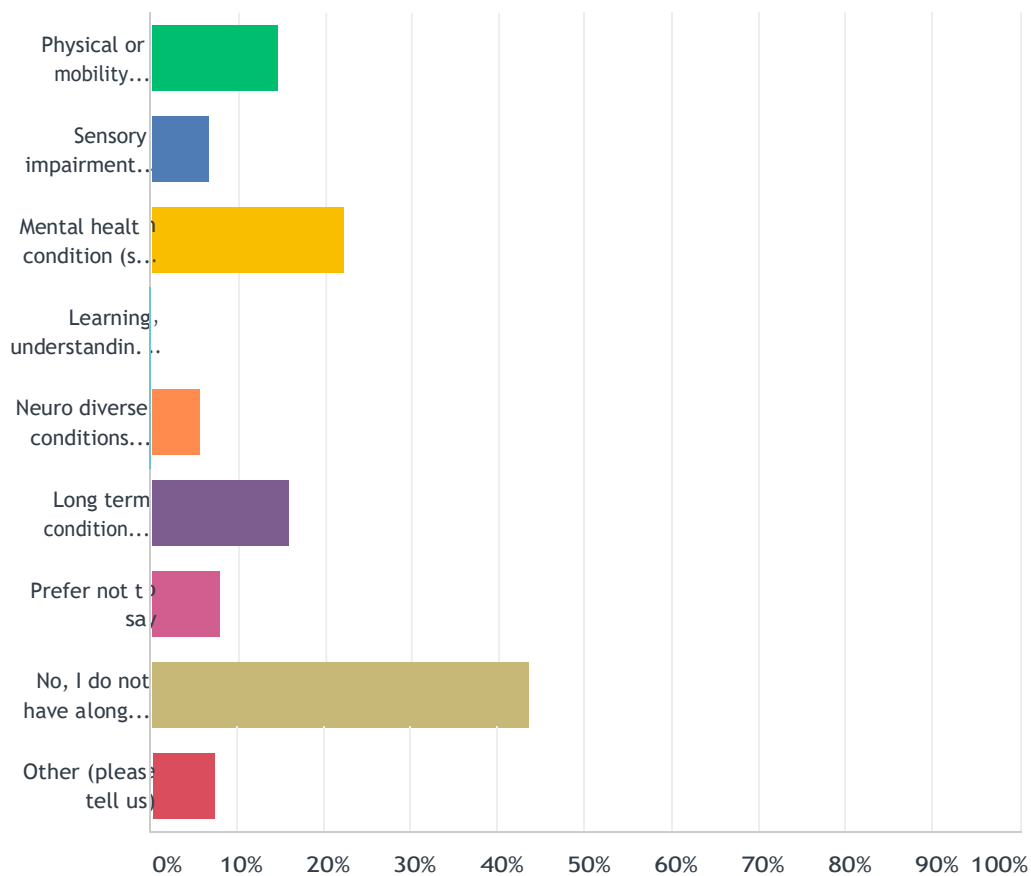
Answered: 317 Skipped: 44



ANSWER CHOICES	RESPONSES	
Yes	19.24%	61
No	74.76%	237
Prefer not to say	5.99%	19
<b>TOTAL</b>		<b>317</b>

### Q19 8. Do you have any long term conditions, impairments or illness? (please tick any that apply)

Answered: 301 Skipped: 60



ANSWER CHOICES	RESPONSES	
Physical or mobility impairment (such as using a wheelchair to get around and / or difficulty using your arms)	14.62%	44
Sensory impairment (such as being blind / partially sighted or deaf / hard of hearing)	6.64%	20
Mental health condition (such as having depression or schizophrenia)	22.26%	67
Learning, understanding, concentrating or memory (such as Down's Syndrome, stroke or head injury)	1.00%	3
Neuro diverse conditions (such as autism, ADHD and/or dyslexia)	5.65%	17
Long term condition (such as cancer, HIV, diabetes, chronic heart disease, or epilepsy)	15.95%	48
Prefer not to say	7.97%	24

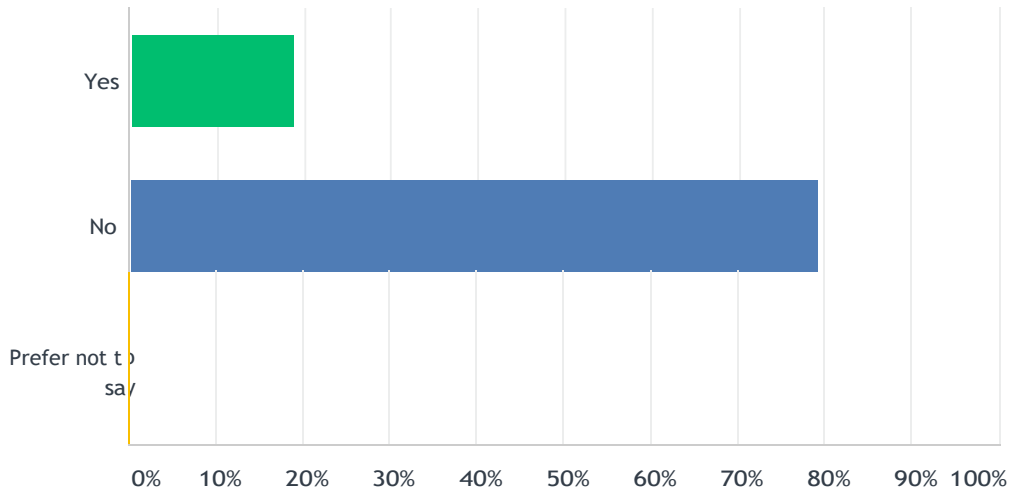
# Climate change green social prescribing survey

No, I do not have a long term health condition, impairment or illness	43.52%	131
Other (please tell us)	7.31%	22
Total Respondents: 301		



Q20. Are you a carer? (Do you provide unpaid care/support to someone who is older, disabled or has a long term condition)

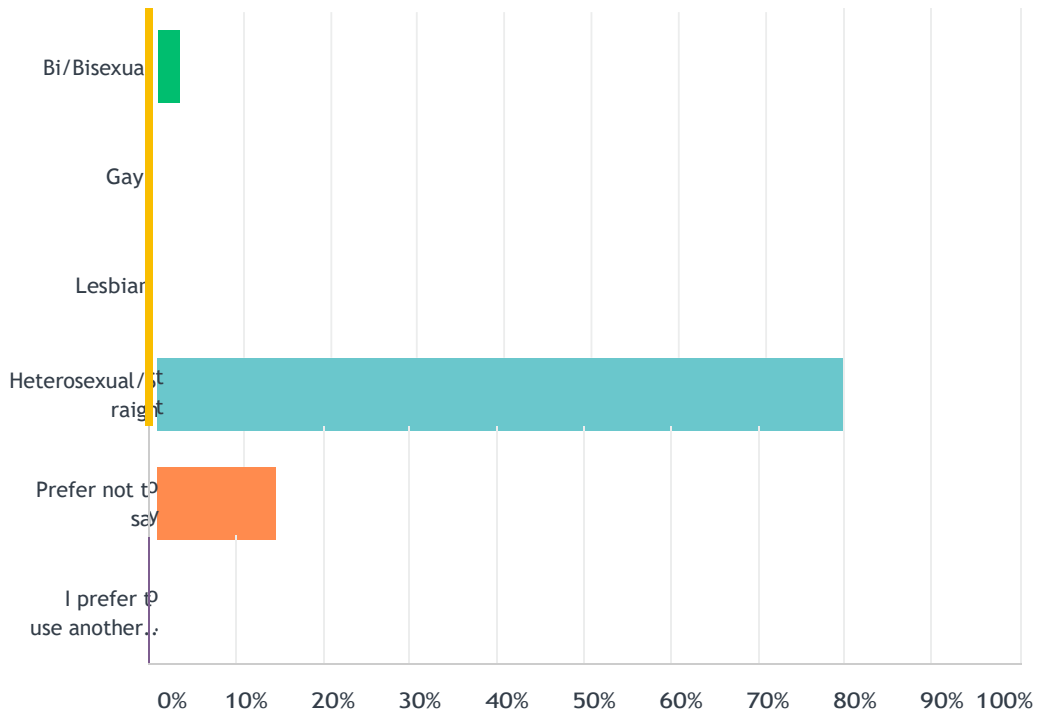
Answered: 320 Skipped: 41



ANSWER CHOICES	RESPONSES	
Yes	18.75%	60
No	79.06%	253
Prefer not to say	2.19%	7
TOTAL		320

## Q21. Please select the option that best describes your sexual orientation

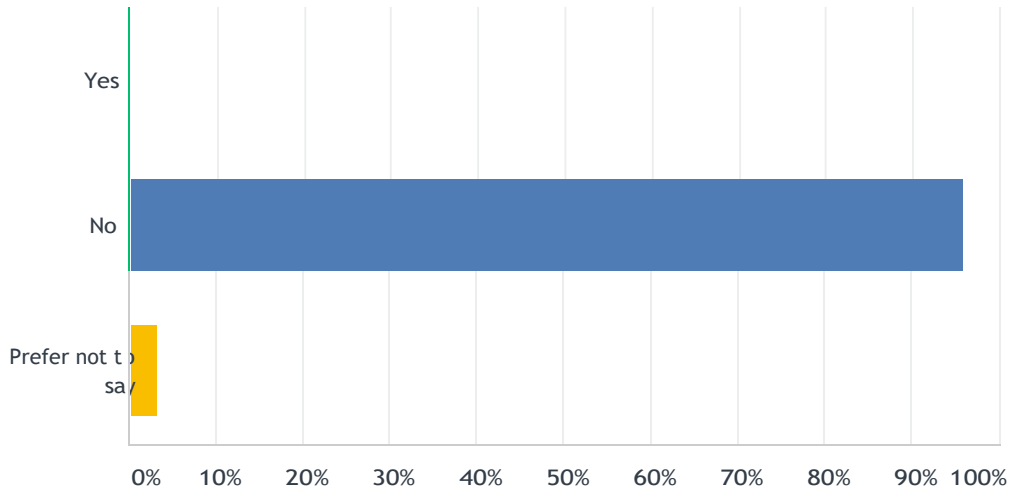
Answered: 320 Skipped: 41



ANSWER CHOICES	RESPONSES	
Bi/Bisexual	2.81%	9
Gay	0.94%	3
Lesbian	2.19%	7
Heterosexual/Straight	79.06%	253
Prefer not to say	13.75%	44
I prefer to use another term (please write in)	1.25%	4
<b>TOTAL</b>		<b>320</b>

**Q22. Do you consider yourself to be a Trans\* person?\*Trans is an umbrella term used to describe people whose gender is not the same as the sex they were assigned at birth.**

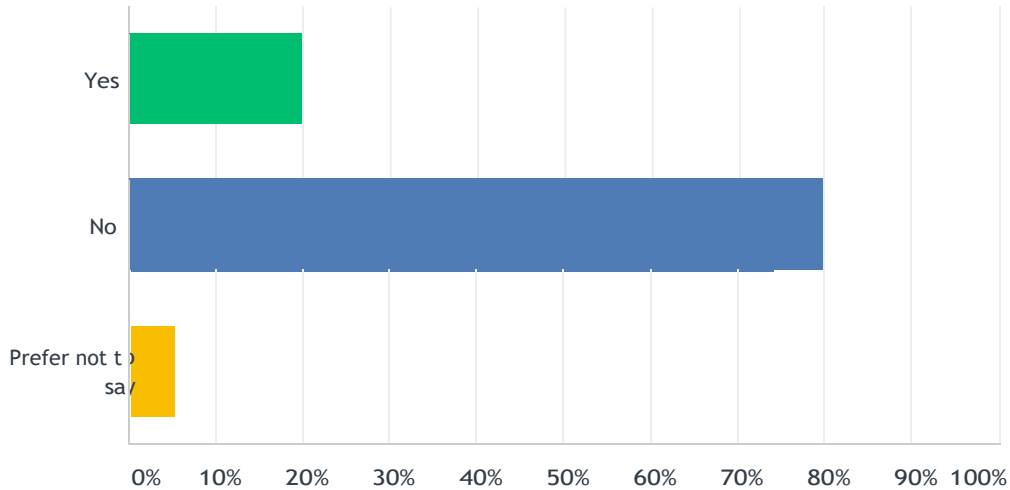
Answered: 317 Skipped: 44



ANSWER CHOICES	RESPONSES
Yes	0.95% 3
No	95.90% 304
Prefer not to say	3.15% 10
<b>TOTAL</b>	<b>317</b>

**Q23. Do you/or anyone you live with get any of these types of benefits?**  
 (We are asking this question to help us understand if being on a lower income affects experiences of services or health) Universal Credit, Housing Benefit, Income Support, Pension Credit – Guarantee Credit Element, Child Tax Credit, Incapacity Benefit/Employment Support Allowance, Free School Meals, Working Tax Credit, Council Tax Benefit

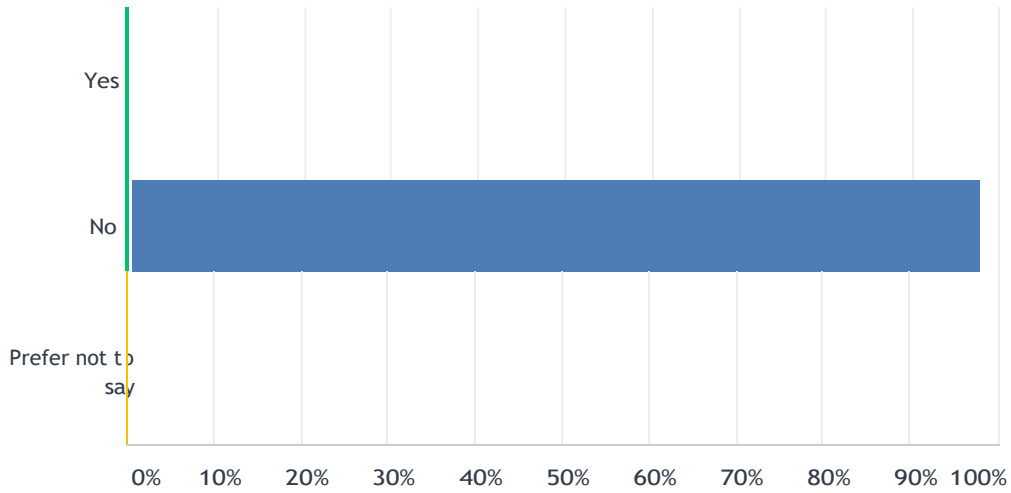
Answered: 320 Skipped: 41



ANSWER CHOICES	RESPONSES	
Yes	20.63%	66
No	74.06%	237
Prefer not to say	5.31%	17
<b>TOTAL</b>		<b>320</b>

## Q24. Are you pregnant or have you given birth in the last 6 months?

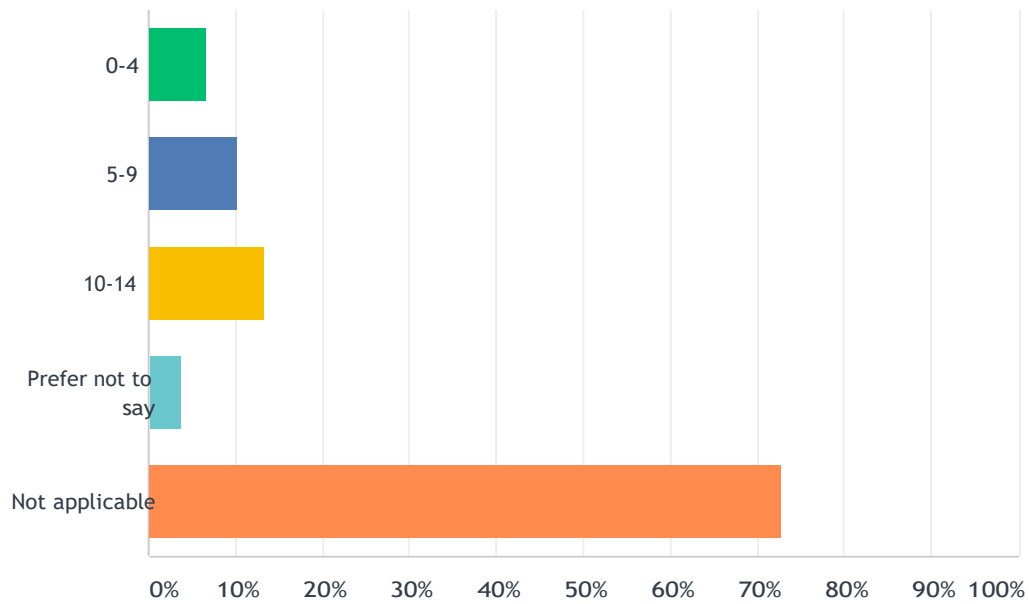
Answered: 313 Skipped: 48



ANSWER CHOICES	RESPONSES	
Yes	0.32%	1
No	97.76%	306
Prefer not to say	1.92%	6
<b>TOTAL</b>		<b>313</b>

## Q25. Are you a parent/primary carer of a child or children, if yes, how old are they?

Answered: 312 Skipped: 49



ANSWER CHOICES	RESPONSES	
0-4	6.73%	21
5-9	10.26%	32
10-14	13.46%	42
Prefer not to say	3.85%	12
Not applicable	72.76%	227
Total Respondents: 312		